



USER INSTRUCTION MANUAL

MODELS: CAPILLUS82™ / CAPILLUS202™ / CAPILLUSPRO™ / CAPILLUSRX™



IMPORTANT SAFETY INSTRUCTIONS

When using this device, basic safety precautions should always be followed, including the following:

SAVE THESE INSTRUCTIONS. PLEASE READ ALL INSTRUCTIONS BEFORE USING

Please read all instructions before using your Capillus® device. Please keep this user manual for future reference and be sure to follow all warning and safety information included herein. If you have any questions regarding operation, please contact Capillus Customer Service toll-free at 1 (888) 272-9599 or via email at support@capillus.com.

- 1. DO NOT STARE DIRECTLY AT LASER LIGHT OR ITS REFLECTION FOR EXTENDED PERIODS. PROLONGED EYE EXPOSURE CAN CAUSE EYE DAMAGE.**
2. Use this device only for its intended use and according to the instructions provided. Any other use may result in injury.
3. To protect against the risk electric shock, do not immerse the appliance in water or other liquids. Do not place or store the unit where it can fall or be pulled into a tub or sink.
4. If the unit accidentally falls into water or other liquid, unplug it from the electrical outlet immediately. **DO NOT REACH INTO OR TOUCH THE WATER.**
5. Always connect the plug into outlet first, then attach the power supply to the unit. Always unplug the power adapter from the power outlet immediately following charge. The battery pack should always be turned off when connecting/disconnecting from power supply.
6. Do not operate the device when it or any of its components are damaged, or if the battery pack or power supply have been dropped or damaged. To avoid the risk electric shock, do not disassemble any part of the appliance or its accessories. Contact Capillus Customer Service for examination and repair.
7. This device is not intended for use by persons (including children) with reduced physical, sensory, or mental capabilities, or lack of experience and knowledge, unless they have been given supervision or instruction concerning use of the device by a person responsible for their safety.
8. Children should be supervised to ensure that they do not play with the device or its accessories and components. Do not leave the device unattended while connected to battery pack.
9. Conditions that will void warranty: a) Commercial use, b) inappropriate use, c) failure to comply with the instructions, d) connecting your battery pack to the dome incorrectly as this may cause irreparable damage.
10. If the power supply is damaged, contact Capillus for replacement to avoid electrical hazard or damage.
11. Do not adjust or modify the device as this may result in hazardous radiation exposure. Do not use any power adapters or other sources of power, other than that provided with the device. Use only the power supply provided with the device.

SAVE THESE INSTRUCTIONS FOR FUTURE REFERENCE.

TABLE OF CONTENTS

Important Safety Instructions 1

Corporate Information..... 3

Regulatory Compliance..... 3

About the Capillus® Laser Therapy Cap 4

- Introduction - About the Device™
- Indications for Use
- Is Capillus Laser Therapy Right for You?
- Intended Usage
- Frequency of Use
- Duration of Use

What's Included 5

Instructions for Charging Battery Pack 5

Instructions for Use 6

Safety Labels..... 7

Precautions 7

Maintenance Instructions 7

Operating & Storage Information..... 7

Warranty..... 7

Troubleshooting 8

Capillus® Laser Therapy Cap Specifications 8

CORPORATE INFORMATION

Capillus, LLC
1715 NW 82 Ave., Miami, FL 33126
Toll-Free USA: 1 (888) 272-9599
Phone: +1 (786) 888-6249
Email: support@capillus.com
Website: www.capillus.com

Capillus and the Capillus logo are trademarks of Capillus, LLC registered in the USA and other countries. Patents Pending. Capillus lasers devices are made in the USA from foreign-source raw materials. All product information and articles are intended to be for informational purposes only.

REGULATORY COMPLIANCE

Capillus, LLC lasers comply with 21 CFR 1040 for Class 3R Laser Products as administered by the Center for Device and Radiological Health of the US Food and Drug Administration and standard IEC60825 of the International Electrotechnical Commission.



ISO13485:2003: Canada : Medical Devices Regulations – Part 1- SOR 98/282 and United States : 21 CFR 820, 21 CFR 803, 21 CFR 806, 21 CFR 807 (Subparts A to D). The scope of the audit encompasses the design and development, manufacture, service, and support of devices utilizing laser diodes for hair (re)growth promotion.

ABOUT THE CAPILLUS® LASER THERAPY CAP

The Capillus® laser therapy cap is a portable home-use Low-Level Laser Therapy (LLLT) device. The device features a laser dome embedded with laser diodes (<5mW) on its interior surface, and is powered by a certified rechargeable battery pack that connects to the dome. The laser dome is either worn under the sports cap included with the device or any other hat of your choosing. The battery pack can be clipped onto your waistband or belt, or slipped into your pocket. The Capillus® laser therapy cap provides low-level laser therapy to the scalp and hair follicles to stimulate cellular activity and promote the flow of blood. There is no need for constant user effort. The hands-free design makes it easy and comfortable to use while performing everyday activities.

INDICATIONS FOR USE

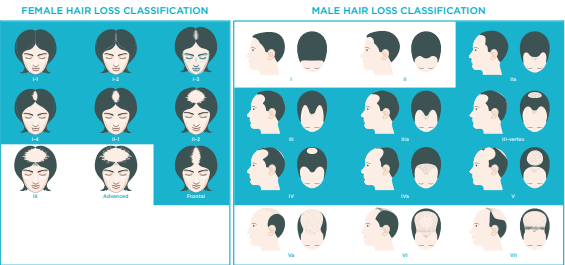
The Capillus® laser therapy cap is intended to treat Androgenetic Alopecia and promote hair growth in males who have Norwood Hamilton Classifications of IIa-V patterns of hair loss, and to treat Androgenetic Alopecia and promote hair growth in females who have Ludwig (Savin) scale Classifications I-1 to I-4, II-1, or frontal patterns of hair loss; both with Fitzpatrick Skin Types I to IV.

IS CAPILLUS LASER THERAPY RIGHT FOR YOU?

If your hair loss is due to heredity, Capillus laser therapy may be a great treatment option for you.

Hair loss is a serious issue that affects millions of men and women around the world. The most common type of hair loss is a result of your genes: androgenetic alopecia (pattern baldness). It's a progressive condition (worsens over time) and constitutes 98% of hair loss. If you begin treatment during the earlier stages of progression, the Capillus® laser therapy cap may stop further progression and regrow your thinning hair.

Capillus is intended for treatment of adults with hair loss represented within the shaded areas below.



Fitzpatrick Classification of Skin Types

Low-Level Laser Therapy has only been tested on following Fitzpatrick skin types:

- TYPE 1: Highly sensitive, always burns, never tans.
- TYPE 2: Very sun sensitive, burns easily, tans minimally.
- TYPE 3: Sun sensitive skin, sometimes burns, slowly tans to light brown.
- TYPE 4: Minimally sun sensitive, burns minimally, always tans to moderate brown.

Low-Level Laser Therapy has NOT been clinically tested on following Fitzpatrick skin types:

- TYPE 5: Sun insensitive skin, rarely burns, tans well.
- TYPE 6: Sun insensitive, never burns, deeply pigmented.

INTENDED USAGE

- The Capillus® device should be used only for the purpose described in this manual.
- The Capillus® device is intended for use on the human scalp only. Any other use is not recommended.

FREQUENCY OF USE

The Capillus® laser therapy caps should be used every day. The total time of each session is 6 minutes. Exceeding the recommended times or frequency will not increase the effect of the device; and may in fact cause a negative effect. Do not exceed recommended usage.

DURATION OF USE

Although you should see significant results within 4 months, the Capillus® device may be used indefinitely according to the instructions above. Cessation of use may result in loss of new hair growth.


WHAT'S INCLUDED

DIAGRAM 1: CAPILLUS LASER THERAPY CAP COMPONENTS



INSTRUCTIONS FOR CHARGING BATTERY PACK

Before initial use, please charge the battery pack as per the following instructions for optimal battery life **(for a full 24 hours on the initial charge)**. Only charge Battery Pack with provided AC Adapter.



STEP 1

Plug provided AC Adapter (D) into power outlet and then connect Battery Pack to AC Adapter. The indicator lights on the top of the Battery Pack will indicate charge level during process.



STEP 2

On subsequent charges, after the initial charge, once all four indicator lights are turned on and static (no blinking), the Battery Pack is ready for use. Disconnect Battery Pack from AC Adapter for use. Disconnect AC Adapter from power outlet and store parts in Carrying Case (G).

INSTRUCTIONS FOR USE

The references (A-H) in this section refer to the part list shown on previous page in Diagram 1.

STEP 1

Unpack the components and make sure all the parts are present according to Diagram 1. All parts are stored in the Carrying Case (G) with exception of this User Manual (E). Battery Pack (B), Battery Clip (C), AC Adapter (D) are packed within Drawstring Pouch (H) inside the Carrying Case. The Laser Dome is fitted inside the Sports Cap. If there are parts missing contact customer service at 1-888-272-9599 or support@capillus.com.



Fully Charged Battery Pack



Recharge is Needed



STEP 2

Please refer to charging instructions on previous page. For optimal battery life, battery pack should be charged completely before first use until all 4 indicators lights on top of battery pack are on and static (6-12 hours). *Battery should also be disconnected from laser device between uses for optimal battery life and performance.*

After initial charge, please charge Battery Pack only when final light is blinking.

STEP 3

Connect the Laser Dome (A) to the Battery Pack (B) by matching up the small white indicator arrows on the cables to each component. **Important: The arrows must be aligned for the cables to make a proper connection. Once the arrows are aligned, push cables together and secure with the twist lock connector.**

STEP 4

Place Laser Dome on your head as shown and tap on the **Power Button on front of Battery Pack (B) to begin treatment.** Battery level indicators on top of Battery Pack will light. You will hear one short beep when device turns on, followed by two successive beeps when treatment begins. The emission indicator light on the back of the cap will light up to indicate that treatment has begun and lasers are operational.

Please note that there is a sensor on the inside of the device that only allows light to be emitted when the cap is on the head. If treatment is interrupted because the sensors are disrupted, you will hear two short beeps intermittently until proximity sensors are triggered. If treatment is interrupted for 10 minutes or longer, the treatment session will be reinitiated upon start.

NOTE: The Capillus® laser device will not operate if the Battery Pack is connected to the AC Adapter.


STEP 5

When the automatically programmed treatment session is finished (6 minutes), you will hear three longer successive beeps to indicate the treatment period is over, the lasers will automatically shut off, and the emission indicator light on the back of the Dome will turn off.

Press and hold Power Button on front of Battery Pack at end of treatment session until all lights on battery pack turn off. Disconnect battery pack from laser cap and store until next use.



Emission indicator is red during operation.



All indicators off.

SAFETY LABELS

The following laser safety label (i) can be found on the cable of the Laser Dome (A). Label ii can be found on the exterior of the Laser Dome (A).



Label symbols from bottom left to right (label ii): the first symbol indicates the device should not be disposed of in the normal waste stream; it should be taken to a recycling center for proper disposal. The second symbol indicates laser light radiation as described on label (i). The third symbol indicates Type BF applied part (60335); B=Body, F=Floating applied part. No conductive contact to patient.

The Capillus® laser therapy cap gives off no heat or harmful radiation, causes no pain and does not require the use of drugs or topical applications.

EYE SAFETY CAUTION: Class 3R 5 MilliWatts, 650 Nanometers Red Laser Diodes. DO NOT STARE DIRECTLY INTO THE LASER LIGHT FOR EXTENDED PERIODS.

PRECAUTIONS

- Laser therapy should not be used in conjunction with medications or products that are photosensitizing.
- Consult with your physician before using the Capillus® laser therapy cap if: you have cancer of the scalp; you are sensitive to light of 650 nm in wavelength.

MAINTENANCE INSTRUCTIONS

If it is necessary to clean the surfaces of your Capillus® laser therapy cap, please follow these instructions. Note: the Capillus® laser therapy cap has no parts that can be serviced by the user. If service is required, contact Capillus, LLC.

- DISCONNECT ALL CABLES ON THE CAPILLUS® LASER THERAPY CAP BEFORE CLEANING
- To clean the Capillus® laser therapy cap, gently wipe the inner surface of the laser dome (A) with an alcohol wipe or a water moistened cloth. Do not use excessive pressure or force as this may damage the unit.
- DO NOT use Acetone or any other solvents on any part of the device. Acetone and other solvents will damage the unit and void the warranty.

OPERATING & STORAGE INFORMATION

The Capillus® laser therapy cap is designed to work in ambient temperature between 41° and 104° F (5° and 40° C) and shipped or stored in temperatures between 41° and 104° F (5° and 40° C). (See Pages 8). The device can be damaged and battery life shortened if stored or operated outside of these temperature ranges.

LIMITED WARRANTY

Please refer to limited warranty details below for your Capillus laser therapy cap model.

CAPILLUS82™	CAPILLUS202™	CAPILLUSPRO™	CAPILLUSRX™
LASER DEVICE WARRANTY PERIOD			
1 Year	2 Years	3 Years	5 Years
BATTERY PACK & AC ADAPTER WARRANTY PERIOD			
1 Year			

Capillus warrants the device against defects in materials or workmanship for a period indicated above from the date of purchase from a Capillus authorized center. To activate your warranty, register your device within 30 days of purchase at www.capillus.com/activatewarranty. If a defect in material or workmanship exists, Capillus will repair or replace the necessary parts with new or reworked parts at no charge. Any replacement part will be covered under the original limited warranty. This Warranty is not transferable & does not cover damages caused by acts of God, misuse, negligence, accident, or modification of any part of the unit as determined by our service department. This Warranty does not cover damage due to improper operation or maintenance, connection to improper voltage supply, or attempted repair by anyone other than the company. Failure to use and maintain the device in accordance with the instructions in this manual will void the product warranty.

Batteries will need to be replaced over time through Capillus. Please contact Capillus customer service should you need to get warranty service or order replacement parts such as battery packs or AC adapter.

Do not disassemble any part of the Capillus® laser therapy cap and don't attempt to repair the device by yourself. Disassembling the device may damage it or may cause injury to you. If the Capillus® device is damaged, malfunctions, or comes in contact with liquid, contact Capillus. The lithium-ion battery should be replaced only by Capillus.

TROUBLESHOOTING

For any problems operating the Capillus® laser therapy cap, please contact Capillus Customer Service at 1-888-272-9599 or support@capillus.com. If you experience any discomfort during or after use, please discontinue use immediately and contact your physician.

NOTICE: Do not attempt to repair any portion of the Capillus® laser therapy cap. If a malfunction occurs, disconnect the Capillus® laser therapy cap from the electrical source and contact Capillus, LLC Customer Service toll-free at 1-888-272-9599 or email at support@capillus.com.

DEVICE SPECIFICATIONS

Please refer to specifications below for your Capillus laser therapy cap model.

	CAPILLUS82™	CAPILLUS202™	CAPILLUSPRO™	CAPILLUSRX™
	LASER DEVICE			
TYPE	5 mW	5 mW	5 mW	5 mW
WAVELENGTH	650 nm +/- 5	650 nm +/- 5	650 nm +/- 5	650 nm +/- 5
OUTPUT MODE	Continuous Wave	Continuous Wave	Continuous Wave	Continuous Wave
NO. OF DIODES	82	202	272	312
TOTAL OUTPUT	410 mW	1010 mW	1360 mW	1560 mW
	BATTERY PACK			
TYPE	Lithium-Ion	Lithium-Ion	Lithium-Ion	Lithium-Ion
INPUT	DC9V/1A	DC9V/1A	DC9V/1A	DC5V/2.5A
OUTPUT	DC12V/2.5A	DC12V/2.5A	DC12V/2.5A	DC5V/5A
CAPACITY	2500mAh/7.4V	2500mAh/7.4V	2500mAh/7.4V	5200mAh/3.7V
	AC ADAPTER			
INPUT	AC100-240V, 50/60Hz, 0.35A	AC100-240V, 50/60Hz, 0.35A	AC100-240V, 50/60Hz, 0.35A	AC100-240V, 50/60Hz, 0.6A
OUTPUT	DC9V, 1A	DC9V, 1A	DC9V, 1A	DC5V, 3A

The power supply for the Capillus® laser therapy cap has been designed for use in the United States and some International regions with power inputs as per above. We also include 3 alternate blades for use in other countries. If the power outlets in your country use plugs different than the type supplied, it will be necessary to obtain an appropriate country specific plug adapter.

AMBIENT OPERATING CONDITIONS

- Operating Temperature: 5 °Celsius (41° Fahrenheit) ~ 40 °Celsius (104 ° Fahrenheit)
- Humidity: 30% ~80%
- Atmospheric Pressure: 700 Pascals ~ 1060 Pascals

CLASSIFICATIONS

CDRH Classification: Class 3R/3A Laser Product; output power <5mW
FDA Medical Device Class: Class II

EYE SAFETY

Nominal Ocular Hazard Distance: 23 centimeters at 650 nanometers

UNLESS WEARING SUITABLE LASER SAFETY EYE-WEAR PROTECTION, DO NOT STARE AT THE LASER LIGHT FOR LONG PERIODS AS IT CAN DAMAGE YOUR EYES.



WWW.CAPILLUS.COM | 1 (888) 272-9599