

# bliss<sup>®</sup>

## hammocks

### FOLDING BEACH CHAIR WITH SIDE POCKET

MODEL: BBC-350, BBC-351, BBC-352

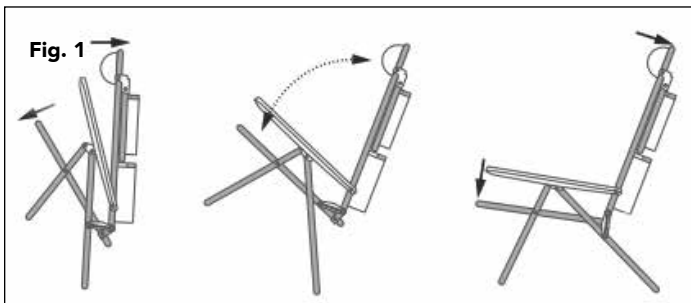
**READ THIS BEFORE ASSEMBLING & USING THIS PRODUCT. KEEP INSTRUCTIONS FOR FUTURE REFERENCE.**

**NOTE:** The illustrations below are for reference only and your chair may appear differently than illustrated.

**WEIGHT CAPACITY:** 275 lbs

#### OPENING

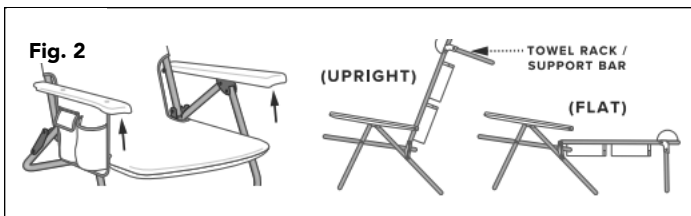
- Grasp the front of the seat and top of the backrest, and press backward on the top of the backrest until the safety hinges snap/lock onto the rear leg. Then, adjust the backrest to your desired position (Fig. 1). **NOTE:** Safety hinges will snap/lock when chair is fully open.



#### RECLINING POSITIONS

**⚠CAUTION:** Do not put fingers underneath armrests.

- While sitting, lean forward to take the weight off the backrest, grip the front of both armrests and lift upward. The hinges will unlock so you can move the backrest to your desired position. Then, press the armrests down to lock and secure (Fig. 2).



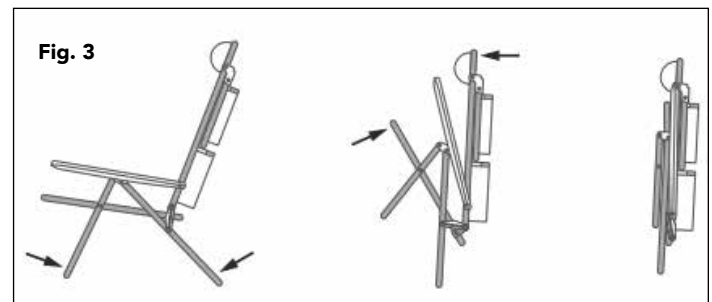
If you have any questions or comments, please call the Bliss Hammocks<sup>®</sup> customer service department at:

**1-800-695-2626**

Original instructions.  
© 2022 Snow Joe, LLC. All rights reserved.

#### CLOSING

- Grasp the bottom of the front and rear legs, and pull them together in a fast motion. This will unlock the hinges and the chair will collapse and close (Fig. 3).



#### TOWEL RACK (BBC-350 & BBC-352)

- To use as a towel rack in upright position, lift bar in an upward direction until it locks into position. Keep bar locked while using chair in a fully reclined position.

#### PILLOW (BBC-350 & BBC-352)

- The pillow is removable and can be raised or lowered by adjusting the velcro straps. Pillow can also be flipped over the back of the chair if desired.

#### CANOPY (BBC-351)

- Fold the canopy over the top of the chair. Turn the two knobs clockwise to secure canopy to the chair.

**SAVE THESE INSTRUCTIONS**