

SOCKET SHELF™

WARNING! READ ALL INSTRUCTIONS.

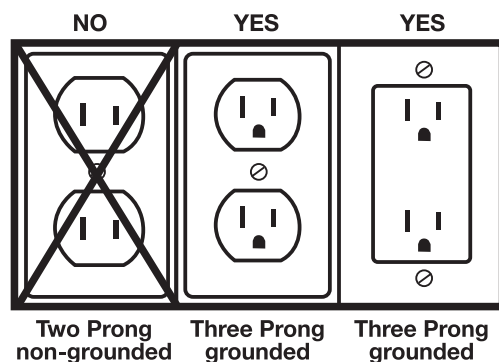

Failure to follow all instructions listed below may result in either shock, fire, and/or serious injury.

FOR TIPS AND INSTRUCTIONAL VIDEOS, PLEASE VISIT
WWW.SOCKETSHEFTIPS.COM

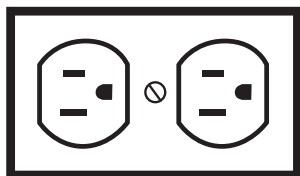


SAFETY PRECAUTIONS/SAVE THESE INSTRUCTIONS:

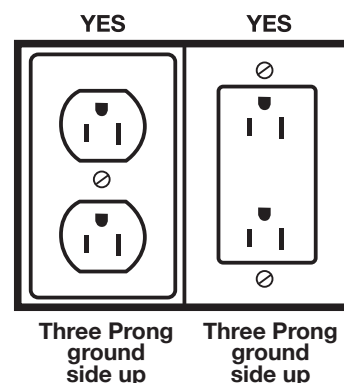
- **RISK OF ELECTRIC SHOCK** – Use only in dry locations and only indoors. Do not expose this product to rain, wet or damp conditions. Water entering this product will increase the risk of electrical shock.
- Do not plug into another re-locatable power tap; such as a power strip or an extension cord.
- This device must be plugged into an outlet that is properly installed and grounded in accordance with all codes and ordinances. **Never remove the grounding prong or modify the plug in any way. Do not use adapter plugs.** See FIG. A. Check with a qualified electrician if you are in doubt as to whether the outlet is properly grounded.
- Do not install this device if there is not at least 30 feet (10 meters) or more of wire between the electrical outlet and the electrical service panel.
- No user serviceable parts inside; do not unscrew.
- This product must be properly secured into an outlet and the ground light must be illuminated before connecting any power cords into the device.
- Never use this product in combination with an extension cord.



HORIZONTAL OUTLET:



The Socket Shelf™ can be used as a surge protector device, however the shelf is not compatible.



PRODUCT FEATURES:

SURGE PROTECTION INDICATOR LIGHT: Illuminates when the surge protection feature is working correctly and outlet is properly grounded. If this light is not illuminated, the surge protection feature has either reached full capacity and can no longer absorb additional surges and spikes or your outlet is not grounded properly. We recommend following manufacturer's instructions below.

DEVICE SHELF: Allows the outlet to hold cell phones and other devices while they are charging.

2 USB PORTS: The USB ports allow for efficient charging of two devices simultaneously - perfect for a smartphone, e-reader, or tablet.


OPERATING INSTRUCTIONS:

1. Plug your Socket Shelf™ device into a standard 120V AC grounded outlet.
2. Plug properly grounded power cords in the provided receptacles.
3. This device features an internal protection circuit that will disconnect the surge protective component in the event of a power surge that exceeds the load of the circuit. Once the surge protective circuit has been disconnected, the product will no longer protect against power surges, although it will still function as a power strip. In this situation, the LED will no longer illuminate, indicating that the device is no longer protected from power surges. If this situation is undesirable for the application, follow the manufacturer's instructions for replacing the device.

This 6 outlet Socket Shelf™ Outlet is rated at 15 amps at 125VAC total. Six devices may be plugged into the tap, but their combined load must be less than 15 amps at 125V AC or 1875 watts.

MANUFACTURER'S INSTRUCTIONS: If the surge protection indicator light goes out, we recommend replacing your unit.

INSTALLING THE SHELF



Slide the shelf along the grooves until the shelf is flush with the rear of the unit.

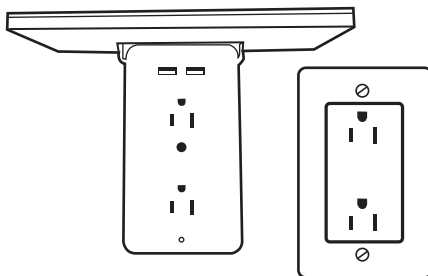
OPTIONAL: Use included screw to secure the middle of the Socket Shelf™ to the outlet.

USING THE SOCKETS



Plug 2-Prong or 3-Prong cords into the desired sockets.

GROUND SIDE UP OUTLETS:



The Socket Shelf™ can be installed with ground side up outlets, with the shelf installed on the lower slots of the main unit.

Warning: Changes or modifications to this unit not expressly approved by the party responsible for compliance could void the user's authority to operate the equipment.

NOTE: This equipment has been tested and found to comply with the limits for a Class B digital device, pursuant to Part 15 of the FCC Rules. These limits are designed to provide reasonable protection against harmful interference in a residential installation. This equipment generates, uses and can radiate radio frequency energy and, if not installed and used in accordance with the instructions, may cause harmful interference to radio communications. However, there is no guarantee that interference will not occur in a particular installation. If this equipment does cause harmful interference to radio or television reception, which can be determined by turning the equipment off and on, the user is encouraged to try to correct the interference by one or more of the following measures:

- Reorient or relocate the receiving antenna.
- Increase the separation between the equipment and receiver.
- Connect the equipment into an outlet on a circuit different from that to which the receiver is connected.
- Consult the dealer or an experienced radio/TV technician for help.

This Class B digital apparatus complies with Canadian ICES-003.

FOR TIPS AND INSTRUCTIONAL VIDEOS, PLEASE VISIT
WWW.SOCKETSHELF.TIPS.COM