



5 YEAR  
WARRANTY

# PUREZONE MINI

## PORTABLE AIR PURIFIER



USER MANUAL  
MODELS: PEPERSAP / PEPERSAP-K

## WARNINGS AND PRECAUTIONS



Read this entire instruction manual before operation. Failure to adhere to the following warnings can cause harm to you or the unit.

1. Ensure the USB plug fits properly into the USB-C port when charging so that the lithium-ion battery can be recharged properly.
2. Improper usage may lead to product damage.
3. DO NOT place the air purifier near sources of heat.
4. DO NOT sit on or place anything on top of the air purifier.
5. DO NOT immerse the air purifier in water or liquids.
6. DO NOT use the air purifier in wet or humid environments.
7. DO NOT let children use the air purifier alone. Keep it away from pets.
8. DO NOT place the air purifier in an unstable area.
9. DO NOT attempt to repair or disassemble. Doing so will void the warranty. The inside of this unit contains no user-serviceable parts.
10. When not in use, turn the air purifier off to prevent overheating.
11. DO NOT insert fingers or objects into the air outlet when it is on.
12. When using in an automobile, place the unit where it will not interfere with driving. DO NOT adjust settings while driving.
13. If the air purifier stops working or will not turn on, recharge the battery.
14. Replace the air filter every 6 months. This time may vary depending on air quality and frequency of use.

## PRODUCT SPECIFICATIONS

Size:	8.5" x 3.3" x 2.7"
Power:	Input Voltage: DC 5V, 1A; Rated Power: 7.5 W
Fan Speeds:	3 Speeds: low, medium, and high
Battery Run Time*:	Approximately 2.5 to 12 hours
Charge Time:	Approximately 4 hours
Weight:	0.58 lbs
Filter:	Nylon pre-filter & True HEPA 13 filter with activated carbon
Noise Level:	<50dB
Coverage Area:	Up to 54 sq. ft.

\*Run time may vary depending on selected fan speed.

## FCC NOTICE

**Model: PureZone Mini Portable Air Purifier (PEPERSAP / PEPERSAP-K)**

This device complies with part 15 of the FCC Rules. Operation is subject to the following two conditions: (1) This device may not cause harmful interference, and (2) this device must accept any interference received, including interference that may cause undesired operation.

Pure Enrichment  
14505 Astronautics Lane  
Huntington Beach, CA 92647  
[www.pureenrichment.com](http://www.pureenrichment.com)

The product is protected against unauthorized use. DO NOT modify it without the authorization of the manufacturer, or the user's authority to operate could be voided.

Note: This equipment has been tested and found to comply with the limits for a Class B digital device, pursuant to part 15 of the FCC Rules. These limits are designed to provide reasonable protection against harmful interference in a residential installation. This equipment generates, uses and can radiate radio frequency energy and, if not installed and used in accordance with the instructions, may cause harmful interference to radio communications. However, there is no guarantee that interference will not occur in a particular installation. If this equipment does cause harmful interference to radio or television reception, which can be determined by turning the equipment off and on, the user is encouraged to try to correct the interference by one or more of the following measures:

- Reorient or relocate the receiving antenna.
- Increase the separation between the equipment and receiver.
- Connect the equipment into an outlet on a circuit different from that to which the receiver is connected.
- Consult the dealer or an experienced radio/TV technician for help.

## INTRODUCTION

Thank you for purchasing the PureZone Mini Portable Air Purifier from Pure Enrichment. This lightweight, travel-friendly air purifier offers two-stage air purification that captures up to 99% of dust, pollen, pet dander, smoke, and other airborne allergens within your personal space (up to 54 sq. ft.).

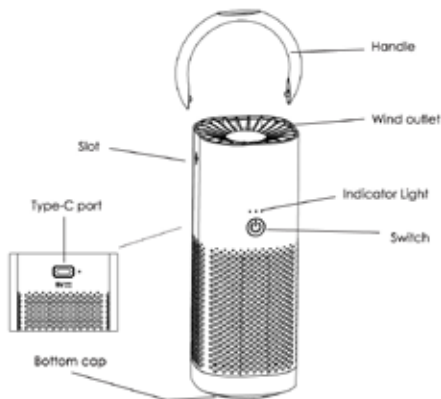
## PRODUCT FEATURES

PureZone Mini is designed with several features that make it the perfect solution for breathing cleaner, healthier air everywhere you go. These include:

- Sleek Cordless Design
- USB-Powered Rechargeable Lithium-Ion Battery with Charging Cable
- True HEPA Filtration
- 3 Fan Speeds
- 2-in-1 Handle Design (doubles as a stand)

## PRODUCT DIAGRAM

The diagram below highlights all of the important features of this product.



### Accessories:



Filter

4



Type C USB cable

## USING PUREZONE MINI

### Using the Stand/Handle

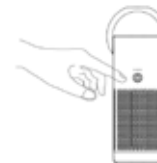
1. Attach the handle by slightly opening the handle arms and placing them into the handle slots on the sides of the air purifier.
2. The handle may be used as a stand by rotating the handle to the back of the unit.
3. Remove the handle by slightly opening the handle arms and pulling them away from the unit.



### Operating the Air Purifier

Press the power button (the green Indicator Light will come on):

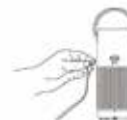
- 1st press - Low Speed
- 2nd press - Medium Speed
- 3rd press - High Speed
- 4th press - Turn Off



### Charging the Battery

If the air purifier stops working or does not turn on, please charge the battery.

1. Insert the USB-C charging cable into the USB-C port on the back of the air purifier and connect the charging cable to a laptop or other USB-compatible power outlet.
2. The indicator light next to the USB-C port will be red while charging. It will turn off when fully charged. **NOTE:** Input power should be at least 5V, 1A. This unit is not compatible with USB PD3.0 quick chargers.



5

## CARE & MAINTENANCE

To prolong the life of your PureZone Mini Portable Air Purifier, proper care and cleaning are essential. Before performing maintenance, turn off the power and unplug the USB cable.

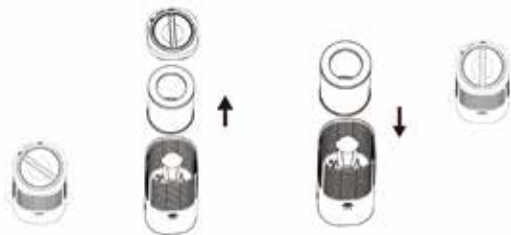
### Cleaning the Unit

- Use a soft cloth to wipe the unit clean.
- DO NOT immerse the air purifier in water or liquids.

### Replacing the Air Filter

For optimal performance, replace the filter every 6 months. This time may vary depending on air quality and frequency of use. Replacement filters are available at [www.pureenrichment.com](http://www.pureenrichment.com). Select Model No: PEPERSFIL to purchase the correct filter for this air purifier.

1. Unscrew the bottom of the air purifier by turning the arrow on the cap to OPEN and remove the cap and filter.
2. Insert a new filter.



3. Align the arrow on the cap with OPEN on the unit and screw it in towards the CLOSE position.



## WARRANTY

PureZone Mini comes with an industry-leading 5 Year Warranty that begins on the date of purchase.

The warranty applies to the portable air purifier and necessary parts and labor relating thereto. The warranty does not apply to damage resulting from failure to follow the operating instructions, accidents, abuse, alterations, or disassembly by unauthorized individuals.

## PRODUCT REGISTRATION

To ensure your full warranty, and to receive product updates and streamlined customer support, remember to register your product at:

[www.pureenrichment.com/productregistration](http://www.pureenrichment.com/productregistration)

## ARE YOU 100% SATISFIED?

If you have product questions or concerns, don't hesitate to contact us directly at:

[help@pureenrichment.com](mailto:help@pureenrichment.com)

Pure Enrichment has an award-winning warranty, exchange, and customer service program that guarantees hassle-free solutions to any issue you might have within 24 hours!



Huntington Beach, CA 92647  
[www.pureenrichment.com](http://www.pureenrichment.com)

REV: 05-2020