

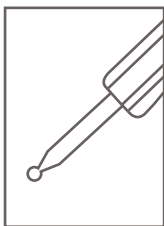


diamondpress



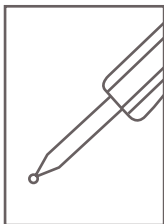
TACK DISPENSER AND REFILL

Twist the cap to dispense a small tip of non-adhesive tack that will help you work with small diecut pieces or difficult to handle beads and embellishments.



LARGE EMBOSSING STYLUS

Use this stylus for heavier weight paper or larger template designs.



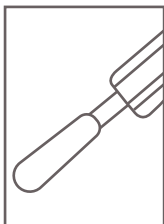
SMALL EMBOSSING STYLUS

Use this stylus for detail work, tight spaces or lighter weight paper.



PIERCER

Use to pierce through multiple types of material, or use to remove small pieces from metal dies.



SPATULA

Use to precisely lift diecut pieces off cutting mats.

INSTRUCTIONS

To change tips, hold the tool and twist the tip counterclockwise to release it. Insert new tip and twist it clockwise to lock it.

CAUTION: Functional sharp points.