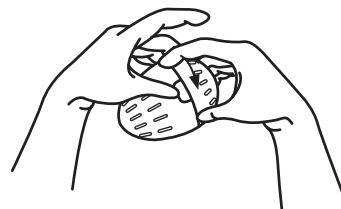


ecoegg®


LAUNDRY EGG® INSTRUCTIONS

Opening the Laundry Egg

- 1** Push the button with your thumb or forefinger.
- 2** Twist the two parts of the Laundry Egg in opposite directions so that the smaller half and the bigger half come apart.

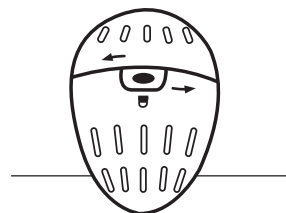


Now empty three bags of white pellets and one bag of black pellets into the larger end of the egg case.



Closing the Laundry Egg

- 1** Hold the larger half of the Laundry Egg with the point facing downwards (the pellets should be in this half).
- 2** Line up the smaller half of the Laundry Egg and twist on to the larger half.
- 3** You should hear a "click" sound, which means it is locked.



Place the Laundry Egg on top of your laundry in your washing machine.

If you have any questions, feel free to get in touch with our customer services

+44 (0) 1622 535 200

www.ecoegg.com

hello@ecoegg.com

Ecoegg Ltd, The Hatchery, Steelfields, Owens Way, Gillingham, ME7 2RT, UK

Country of origin: P.R.C.



EILLE1080US

Important advice - please read before using the Laundry Egg

- ✓ Use one Laundry Egg with pellets for each normal wash load of 6-8kg
- ✓ Wash your coloured and white laundry separately and always follow the washing advice on your garment's label
- ✓ The Laundry Egg can be used in High Efficiency (HE) washing machines
- ✓ The Laundry Egg can be used for hand washing including delicates. Pre-soak the Laundry Egg for 5-10 minutes in the water before using
- ✓ Only use the Laundry Egg up to 60 degrees Celcius / 140 degrees Fahrenheit
- ✓ Remove the Laundry Egg from the machine between washes to let it dry
- ✓ Top up with refill white pellets after approximately 70 washes, or when the pellets fall below the half way line of the larger pointed end of the egg
- ✗ Do not use the Laundry Egg in a tumble dryer or in a washer/dryer combined machine
- ✗ Do not fill your washing machine too full of clothes – there needs to be space for the clothes to circulate
- ✗ Do not leave the Laundry Egg in the washing machine or in a cupboard or laundry box between washes – it needs to dry out
- ✗ Keep the Laundry Egg away from children and pets

FAQs about the ecoegg Laundry Egg can be found at
<http://knowledgebase.ecoegg.com>

Our promise

We are passionate about producing innovative products that are free from harsh chemicals, environmentally friendly and kind to your skin and pocket.

All ecoegg products

- ✓ Contain no harsh chemicals
- ✓ Are never tested on animals
- ✓ Are suitable for use by vegans
- ✓ Are dermatologically tested

Laundry Egg

- ✓ Awarded 'Allergy Friendly Product' award from Allergy UK and proven to leave significantly less residue on clothing.
- ✓ Egg shaped case is recyclable (category 5)
- ✓ Pellet bags are recyclable (category 5)
- ✓ Packaging is made from FSC approved card and is recyclable
- ✓ Box and instructions are printed using vegetable inks

Warning!

The ecoegg Laundry Egg is not a toy and should not be treated as one.

Keep out of the reach of children and pets.

If swallowed, please seek medical advice.

IF IN EYES, rinse cautiously with water for several minutes.

Remove contact lenses, if present and easy to do. Continue rinsing.

If eye irritation persists, seek medical advice.

